

**TETRA REDUNDANT OPTICAL  
MACRO SLAVE REPEATER**

- **2W COMPOSITE RF OUTPUT POWER**
- **REDUNDANT OPTICAL CONNECTIONS**
- **BUILT-IN ERROR HISTORY**
- **HIGH SENSITIVITY**
- **HIGH DYNAMIC RANGE**

**Electrical characteristics:**

Frequency Band Uplink	380 – 385 MHz <sup>(1)</sup>
Frequency Band Downlink	390 – 395 MHz <sup>(1)</sup>
Nominal Gain	65 dB
Gain Setting	40 to 65 dB adjustable in 1dB step
ICP3 Downlink	> 63 dBm typ.
Linear Output Power	+33 dBm <sup>(2)</sup> @ -36dBm IM
Max. ALC Level	+33 dBm <sup>(2)</sup>
Uplink Path Noise Figure	< 5 dB @ max. gain
Pass Band Ripple	< ±1,5 dB max.
Gain Stability	< ±1,5 dB (within operating temp. range)
Optical Module Maximum RF Input Power	+5 dBm
Optical Connectors	FC/APC
RF Connectors	N-female
Power Supply	+48 V DC
Supply Connector Type	XLR – 3 pole
Power Consumption	< 100 W max.
Weight	24 kg
Size	420 x 400 x 175 mm
Operating Temperature Range	0°C to +45°C (with 40 mm heatsink) 0°C to +55°C (with 70 mm heatsink)
Cooling	Convection or optional fan
Storage Temperature Range	-30°C to +70°C
Local Control	RS-232
Remote Control	Through optical fibre with master unit
Alarm I/O	4 external alarms, configurable dry contact, error messages via master unit
Degree of Protection	IP42

<sup>1</sup> Other TETRA bands are also possible in the range of 380-470 MHz.

<sup>2</sup> According to the customer request other downlink RF power level version also possible.

<sup>3</sup> Depending on the actual site of installation extra heatsink might be needed.

Specifications are subject to change without notice.

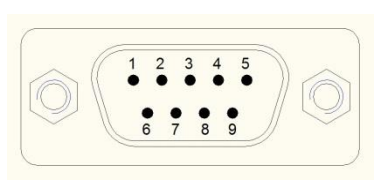
**Ordering information:**

Article number	Model description
<b>BRTF26K10218</b>	<b>BRTF26-S12</b> Dual optical feed slave unit, 33 dBm, 380-385 MHz / 390-395 MHz, DC 48V, wall mountable
<b>BRTF26K10220</b>	<b>BRTF26-S34</b> Dual optical feed slave unit, 33 dBm, 380-385 MHz / 390-395 MHz, DC 48V, wall mountable

## TETRA REDUNDANT OPTICAL MACRO SLAVE REPEATER

### Local control connector pin map

Pin no.	Function	Pin no	Function
1	N.C.	6	N.C.
2	RX Data	7	Dry Contact
3	TX Data	8	N.C.
4	Dry Contact	9	N.C.
5	GND		

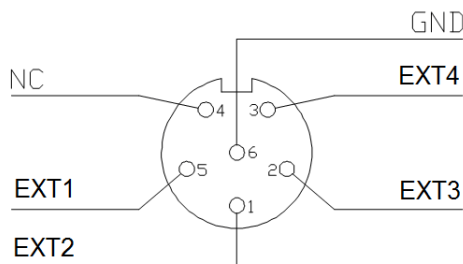


### Sum Alarm events on dry contact connectors

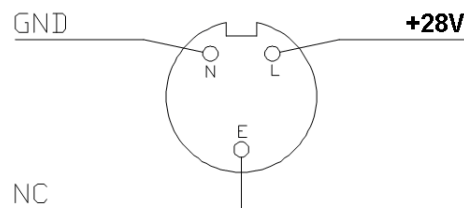
Status	DSUB-M PIN 4 and 7
Downlink Forward Power	Open / Close
Uplink module current	Open / Close
RF Overdrive for more than 30 min.	Open / Close
VSWR	Open / Close
Module temperature	Open / Close
PAM status alarm	Open / Close
Internal Supply Voltage alarm	Open / Close
Tamper	Open / Close
Optical module alarm	Open / Close
RSSI link alarm	Open / Close
Error History Database getting fully loaded	Open / Close

The active state can be set in GUI.

### External alarm connector and fan pin map



**EXTERNAL ALARMS**



**FAN**



**BRTF26**

**TETRA REDUNDANT OPTICAL  
MACRO SLAVE REPEATER**

**Repeater side outline dimensions (mm):**

